



Date: May 2, 2010
Series: Meet the Amazing Jesus
School Year 3, Lesson 46

Receive Peace

Take Home Point: *Jesus is the King of peace and gives us peace. *Repeat this phrase throughout the lesson.

Bible Event: Luke 19:28-48. Jesus' triumphant entry and his cleansing of the temple

Key Verse: Romans 5:1, "Now that we have God's approval because of faith, we have peace with God because of what our Lord Jesus Christ has done."

We will help kids know:

- Jesus offers us a different kind of kingdom. He does this not through force, money, or anything that people can do to bring a kingdom.
- Jesus gave up his life so we can be part of his kingdom and have peace.




We will help kids feel:

- Secure in their friendship with Jesus through faith in him.
- Amazed at the power of God's peace in their lives even when there is conflict or trouble.

We will help kids do:

- Trust Jesus as King and Savior.
- Use a simple trick to share the story of God giving peace to us.

THIS LESSON'S ROADMAP

DESTINATION	PAGE #	DISCOVERIES ON YOUR JOURNEY	SUPPLIES NEEDED
Gathering Time	3	<p>Kids sign in, deposit offering on table</p> <p>Kids learn/review the scripture verse set to music, our Song of the Month</p>	<p>Offering basket</p> <p>Our God from A to Z CD CD player</p>
Small Group Warm-Up 	3	Kids discuss things that cause them to worry.	<ul style="list-style-type: none"> • an 8 ½" x 11" sheet of paper or card stock divided into nine boxes (see appendix p. 13) • pen for each group
Large Group 	<p>3</p> <p>6</p> <p>7</p> <p>8</p>	<p>Overview</p> <p>Video: "<i>The Miracle Maker</i>," by Family Home Entertainment, Inc.—This clip covers the Bible events from Luke 19:28-48. The section is about five minutes. Start at "Now they are ready to follow their Messiah to the Holy City." Stop the video when the Roman soldiers turn and march away after the temple cleansing. (Scene 15 in DVD)</p> <p>An Object Lesson: The King of Peace —To illustrate Jesus as the King of Peace, the presenter invites a volunteer to pick the King of Peace card from a deck of cards.</p> <p>Gordy's Review Questions: Gordy helps kids review the main points in the Bible event.</p>	<ul style="list-style-type: none"> • set design and props for series • Gordy • the video "<i>The Miracle Maker</i>," by Family Home Entertainment, Inc., 1999 (www.booksofthebible.com) • gospel illusion card trick, <i>The Prince of Peace</i>, available through Dan Ryan Productions at 1-866-233-7878 or 1-416-288-9229 • Jumbo cards: http://store.fastcommerce.com/prod_magicmart-ff80808117d194ac0117f115a09761ae.html • Pocket size cards: http://store.fastcommerce.com/prod_magicmart-ff80808117d194ac0117f1159e5361a6.html
Small Group Application 	4	Kids learn that we can choose Jesus, the King of Peace, instead of choosing to worry about the things that bother us.	<ul style="list-style-type: none"> • paper bag for each group • the sheet of paper used in Warm-Up • an 8 ½" x 11" sheet of paper or card stock divided into nine boxes <i>for each child.</i>

Gathering Time/ Offering (8:55 til ~ 9:05)

Play background music as children enter: Use the Our God from A to Z CD, playing the H song (track 8) on repeat, so children become familiar with the song of the month. .

Children collect their name tag, sign in on the clipboard in the classroom, and deposit their offering into the basket on the sign-in table.

Welcome children warmly!

Song-of-Month Review: (9:05 – 9:10)

If you feel less comfortable leading children in learning/reviewing this song, ask Barb Ferrier to come in to lead the singing. In May we focus on H - God is Holy as our Song of the Month.

My God, my Holy One, Your eyes are too pure to look on evil;
You cannot tolerate wrong. Your ways, O God, are holy.

"Holy, holy, holy is the Lord God Almighty,
Who was, and is, and is to come."

"Holy, holy, holy is the LORD Almighty; the whole earth is full
the whole earth is full, the whole earth is full of his glory."



Small Group Warm-Up: (9:10 – 9:20)

Purpose: *Get pointed in the right direction!* Build relationships and help guests feel at ease. Do the learning readiness activity that will point your group in the right direction for the lesson.

Today's Warm-Up activity continues in Small Group after the Large Group Presentation.

Divide an 8 ½" x 11" sheet of paper or card stock into nine boxes. Draw two vertical lines that divide the paper into thirds and two horizontal lines that divide the paper into thirds. In eight of these nine boxes you will write the kids' answers to the following question. Do not write in the center box.

What do you worry about the most? Think about something that you are afraid may go wrong. For example, sometimes I worry when (give your own example).

As the kids share their answers, record the responses and discuss them freely. At the conclusion of the discussion, continue with the following.

Today we are going to meet the amazing Jesus, who comes as the King of Peace. Jesus can give us peace so that we don't have to worry. Peace is what happens deep down in our hearts when we do not worry because we trust Jesus. We can have peace in our hearts

even when things go wrong. Jesus had peace even when others did wrong things against him.

Today we will learn that **Jesus is the King of peace and gives us peace.*

Large Group Overview: 20-30 minutes



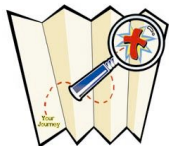
Purpose: *Help kids observe what the Bible says. Present the Bible event in creative fashion. Help kids begin to interpret what it means.*

Video: “*The Miracle Maker*,” by Family Home Entertainment, Inc., 1999—This clip covers the Bible events from Luke 19:28-48: Jesus’ triumphant entry into Jerusalem and Jesus cleansing the temple. (Scene 15 in DVD)

An Object Lesson: The King of Peace—To illustrate Jesus as the King of Peace, the presenter invites a volunteer to pick the King of Peace card from a deck of cards.

Gordy’s Review Questions: Gordy helps kids review the main points in the Bible event.

Small Group Application: (9:42-10:08)



Purpose: *Help kids map out the meaning of the Bible event in their lives. Use the questions to stimulate discussion but don't feel tied to them. Allow the Holy Spirit to guide you. Include personal examples from your own faith journey. The example of Christ at work in your life will leave lasting impressions of how Christ can work in the children's lives.*

Use your Bibles! *Children need to learn how to look up references and follow along when scripture is read aloud. Allow for quality time of prayer at the close of the lesson.*

Observation & Interpretation Questions: What happened?, What Does this mean?

Have kids refer to Luke 19:28-44 in their Bibles.

Describe the scene of Jesus riding into Jerusalem. What did he ride? How did the people show honor to Jesus? What did they shout? (*Jesus rode a donkey into Jerusalem. The people spread their coats on the road as he approached. They shouted joyfully, “Blessed is the king who comes in the name of the Lord! Peace in heaven, and glory in the highest heaven.”*)

Why do you think Jesus chose to ride a donkey into the city instead of walking? (*Kings or royalty would usually enter riding. Jesus chose a donkey as a symbol of peace rather than a horse of war.*)

Why do you think the Pharisees were irritated that the people were praising God? *(Maybe they were jealous of Jesus' popularity. They did not like people thinking Jesus was God.)*

Read Luke 19:45-48.

Why did Jesus throw out those who were selling things in the temple courtyard? *(The temple was not being used as a "house of prayer" but as a market place.)*

Why did Jesus refer to the temple as "my" house? *(The temple was the house of God and Jesus is God.)*


What did the chief priests, scribes and leaders decide they wanted to do to Jesus? *(Luke 19:47. They decided they would kill him.)*

**Do you think Jesus knew how angry he had made the religious leaders?
Why do you think he kept teaching in the temple courtyard?**

Application Questions: What does this mean to me?

Application Activity:

In the middle square of the sheet of paper created in Small Group Warm-Up, write "Jesus, King of Peace." Then tear the sheet along the lines. Place the pieces in a paper bag. Tell the children that, without looking, you can choose the King of Peace instead of choosing to worry. As you reach into the bag, feel the edges of the torn papers. Only one paper will not have any straight cut edges – the center square. Pull the paper from the bag.



We can choose Jesus, the King of Peace, instead of choosing to worry about the things that bother us. Peace means that down deep in our hearts we don't have to worry. We can trust Jesus. When we do, Jesus takes residence in our hearts, reigns in our lives and gives us his kingdom of peace. Have you chosen to trust Jesus instead of worrying?

The Bible says in Romans 5:1, “Now that we have God’s approval because of faith, we have peace with God because of what our Lord Jesus Christ has done.”

What has Jesus done for us so we can have God’s approval? (He died in our place to take away the punishment of our sins.)

How does Jesus give us peace in the middle of the things that don’t go the way we’d like? (He promises to always be with us. He promises to work all things to good. We can trust that Jesus knows what is best for us even if we can’t understand it yet.)

We can always remember that *Jesus is the King of peace and gives us peace.

After closing prayer, you might show the group how to do the trick. They can take the trick home and do it with their friends. It is important that they share the learning point – we can choose Jesus, the King of Peace, instead of choosing to worry about the things that bother us.

Closing Prayer:

Give the kids a chance to pray about the things that they typically worry about. Thank God that he sent Jesus to bring us his peace.

Give children an opportunity to invite Jesus to be their forever Friend. Review the key points to trusting Jesus as saviour: A, B, C. - Admit your sin/ need for a saviour; Believe in your heart, and Confess with your mouth.

Popcorn Prayer (~ 10:08- 10:12)

Purpose: Help kids become comfortable in praying out loud, and learning how to intercede for others.

Popcorn prayers are typically short (one breath prayers.... Finish your prayer before you run out of breath.), and they pop up from all directions from those standing within the circle.

Gather in a circle; designate one of the children to start the prayer, designate yourself as the closing pray-er. Allow children to offer prayers. Rather than asking for prayer requests, go directly to prayer and let children add their prayers in the circle.

Dismiss:

- **Be sure children take a God Talk at Home page from the sign-out table.**
- **Supervise children until parents come to sign them out, checking that the person picking up the child is really his/her parent.**

Large Group Presentation

Set design and props needed for this series will include a large sign that reads, "Meet the Amazing Jesus." In addition to this sign, hang smaller signs in the front of the room with the word "Amazing" printed on each one. Kids will be prompted to say, "Simply amaaaazing" (of course, the word "amazing" is drawn out) anytime the presenter points to one of the "amazing" signs. For additional dramatic effect, the large group presenter might want to use a pointer.

There are three sections to today's large group presentation. The first section is a video presentation of the Bible event. The second section is a retelling of the event using an amazing object lesson. In the third section, Gordy, the puppet, helps kids review.

Adapt this lesson to use one or all of the following parts depending on availability of videos and/or illusion tricks.

PART ONE

Show the video "*The Miracle Maker*," by Family Home Entertainment, Inc. The section is about five minutes. Start at "Now they are ready to follow their Messiah to the Holy City." Stop the video when the Roman soldiers turn and march away after the temple cleansing. (Scene 15 in DVD)

Next, call Gordy out and ask that he would come back after the lesson has been taught. Gordy will help with the review questions. Ad-libbing these conversations is most effective, as long as it is kept brief.

PART TWO

An Object Lesson: The King of Peace

Illustrations and Script for Jesus' Triumphant Entry,
the Raising of Lazarus, and the Cleansing of the Temple

Deal ten cards onto a table, so that every other card is face up and shows the picture of the "peace sign." The alternating cards are face down. The large group presenter will then write a note and give it to a volunteer pulled from the audience. The note will read, "You will select the only true way to peace – the King of Peace." (*Instructions for the illusion are included in the purchased trick.*)

Narrative to be used in presenting the illusion:

Here is a packet of cards that I will deal out on the table.

Deal out cards.

As you can see, five are face up and five are face down. The sign you see is the “peace sign.” A lot of people are looking for peace in their lives, both people today and people back in Jesus’ day. What does peace mean to you? (Take answers. They may include snuggling with mom and dad, having a comfy, cozy “in my bed” feeling, etc.)

Do you remember from last week when Lazarus had died and his sisters, Mary and Martha, were very sad? The sisters thought they could have peace if only Jesus would have been there sooner so that he would have kept Lazarus from dying. Jesus had something important that he wanted to show, though. He wanted them to know that he was the King of Peace and could bring peace even if someone died. Jesus had the power to raise people from the dead.

Did you see when Jesus was riding into Jerusalem on the donkey? People were yelling, “Hosanna! Hosanna in the highest!” Some people thought Jesus was a King who was coming to bring them peace by starting a war and defeating the Romans. Jesus does not build his kingdom by overpowering people or forcing them to do things. He offers a kingdom of peace built inside people’s lives.

Then we saw Jesus clean out the temple. Do you remember what he said? *“My house shall be called a house of prayer. But you have made it a den of robbers.”* These people were trying to make money by selling their things on the front porch of the temple. Sometimes people believe that they can have peace if they just have enough money. Money does not buy peace, though. Peace is something that is in your heart because you know Jesus is with you and he will take care of whatever you need. Peace comes from trusting in Jesus.

Speak to the volunteer.

I would like you to choose a number between one and ten. As you think about your number, I want you to think about the King of Peace. If you trust in Jesus as your Savior, he can live in your life and give you peace.

Indicate which card the child picked according to the illusion’s instructions. Push that card forward a little. Turn over all the remaining cards so all are face down.

You can see that the cards are all the same on the back.

Ask the volunteer to read the note she was given earlier. Turn over the selected card.

It is simply amazing. She has chosen the King of Peace. Today in your small groups, you will be able to talk more about how Jesus can be the King of Peace in your lives.

PART THREE

Gordy's Review Questions

The following questions can be used for review of today's Bible event. This will be a contest between Gordy and the kids. Gordy assigns a scoring value to each question before that question is read. That number is in parentheses at the beginning of the question. What makes it fun is that Gordy finally gets one correct at the end and that number helps him make a dramatic comeback. The kids typically win, but it might be interesting if, from time to time, Gordy wins. Adjust to your preference. One thing is important and will be vital to this script: move through your material quickly. By this time, the kids' attention spans are short. You may even want to delete some of the questions if it is feeling a bit long.

After each question, the first parenthetical remark is Gordy's response. The second parenthetical remark is the correct answer from a child.

Kids might even bring their Bibles to large group to search for answers as they listen to the following questions.

1. (1 point) **Who did Jesus raise from the dead before he went to Jerusalem?**
(Herbert.)
(Lazarus.)
2. (Kids: 1. Gordy: 0. This one is worth 1 point.) **How long had Lazarus been dead?**
(A few minutes.)
(Four days.)
3. (Kids: 2. Gordy: 0. This one is worth 1 point.) **Jesus came riding into Jerusalem as the King of Peace. What were the people shouting as he did this?**
(“Jesus, you’re the man!”)
(“Hosanna! Hosanna in the highest!” It means, “God save us!”)
4. (Kids: 3. Gordy: 0. This one is worth 1 point.) **How did Jesus clean out the temple courts?**
(With a big vacuum cleaner.)
(By overturning the moneychangers' tables.)
5. (Kids: 4. Gordy: 0. This one is worth 1 point.) **What did Jesus say after he turned over the tables?**
(“There’s better shopping at Zellers.”)

(“My house shall be called a house of prayer. You have made it a den of robbers.”)

6.(Kids: 5. Gordy: 0.) Gordy, the score is 5 to 0. How much do you think this last question should be worth?

Gordy: 100 thousand points!

Mr. King: Okay, then. For a hundred thousand points, answer: Jesus is the King of Peace who offers us what? I’m looking for a one word answer. Hint? It sounds like a vegetable. (*Peas*) It is something that helps you feel satisfied deep in your soul. He is the king of it.

Gordy: Well, he is the King of Peace, so he gives us something that fills our soul and lets us feel satisfied. I don’t know...wait it sounds like a vegetable. Peas are a vegetable... so it must be peace! The King of peace gives us peace! Yeah! Gordy wins!

Mr. King: Congratulations, Gordy. I think you got it. How do you feel?

Gordy: Pretty good, Mr. King. But you gave me lots of hints for the last one. So maybe I didn’t deserve to beat the kids 100,000 to 5.

Mr. King: I think you’re right about that. But did you get what is more important? Do you understand the peace that Jesus brings?

Gordy: I think I do. Peace is what you feel when you know in your heart that you don’t have to worry about anything.

Mr. King: Right. It means your soul is satisfied. Do you know how you get it?

Gordy: Sure. You trust in Jesus as your Savior and you live for him. He lives in your heart then.

Mr. King: You’ve got it, Gordy.

Gordy: Yep. I’ve got peace in my heart... which is a lot better than eating peas, ‘cause I don’t like those little round green things!

Mr. King: I’m just glad you have peace from the King of Peace. Why don’t you close us with prayer, Gordy?

Gordy: Sure, Mr. King. Dear God, thank you for Jesus. He really is the King of Peace. Jesus, thank you for giving your life for us on the cross to take away our sin and give us peace. If any kids here don’t know you as their Savior, help them to trust you so you will live in their hearts, too. Give us all peace because we trust in you. Amen

