



**Date:** May 16

**Series:** Meet the Amazing Jesus

**School Year 3, Lesson 47**

# Meet the One Who Died For You

**Take Home Point:** \*Jesus' amazing sacrifice equals eternal life for you.      \*Repeat this phrase throughout the lesson.

**Bible Event:** Luke 22:63-23:49. Jesus' trial and crucifixion

**Key Verse:** John 3:16, "God loved the world this way: He gave his only Son so that everyone who believes in him will not die but will have eternal life."

**We will help kids know:**

- Jesus' death was the worst punishment of all time, but it was God's plan to pay the punishment for all sin.
- Jesus died for me to pay for my forgiveness.



**We will help kids feel:**

- Amazed at how much Jesus went through because he loved us so much.
- Confident in their relationship with Jesus so that they might trust him for salvation.

**We will help kids do:**

- Identify the way they have experienced punishment.
- Make gospel witnessing cards that use John 3:16 in a very personal way.

## THIS LESSON'S ROADMAP

DESTINATION	PAGE #	DISCOVERIES ON YOUR JOURNEY	SUPPLIES NEEDED
<b>Gathering Time</b>	3	<p>Kids sign in, deposit offering on table</p> <p>Kids learn/review the scripture verse set to music, our Song of the Month</p>	<p>Offering basket</p> <p>Our God from A to Z CD CD player</p>
<b>Small Group Warm-Up</b>	3	<p>What was the worst punishment that you have ever received? What was the worst punishment that has ever been given to anyone? Children discuss and conclude with a deeper understanding of Jesus' death on the cross for our sins.</p>	<ul style="list-style-type: none"> <li>• hammer and a piece of wood</li> <li style="text-align: center;"><i>or</i></li> <li>• two wooden blocks, two bricks, or any two objects that can be slammed hard together</li> </ul>
<b>Large Group</b> 	3  7  7  11	<p><b>Overview</b></p> <p><b>Video:</b> “<i>The Miracle Maker</i>,” by Family Home Entertainment, Inc. Cue to start immediately after Jesus cleanses the temple and the Roman soldiers have marched away. End the video with the crucifixion of Jesus. (scenes 17-23 is over 20 minutes of video....too long to use all)</p> <p><b>Object Lesson:</b> “Gospel Illusion 4U”—A card illusion trick with John 3:16 written on the back so a child can fill in his name and be used to teach the take home point: <b><i>*Jesus’ amazing sacrifice equals eternal life for you.</i></b></p> <p><b>Gordy Review:</b> Questions to review today’s lesson.</p>	<ul style="list-style-type: none"> <li>• set design and props for series</li> <li>• Gordy</li> <li>• the video <i>The Miracle Maker</i> by Family Home Entertainment, Inc</li> <li>• gospel illusion cards “For Whom Did Jesus Die?” Copy the cards on card stock so that “For Whom Did Jesus Die?” is on the front and John 3:16 (see script for details) is on the back.</li> <li>• pencil</li> </ul>
<b>Small Group Application</b> 	4	<p>Kids talk about how they feel about Jesus and his love for them and then learn the illusion to share this good news with others.</p>	<ul style="list-style-type: none"> <li>• gospel illusion cards “For Whom Did Jesus Die” for the shepherd and each child—this includes four full cards, a rubber band, and a half card with a question mark on it</li> <li>• script from large group: Gospel Illusion 4 U</li> </ul>

## **Gathering Time/ Offering (8:55 til ~ 9:05)**

Play background music as children enter: Use the Our God from A to Z CD, playing the H song (track 8) on repeat, so children become familiar with the song of the month. .

Children collect their name tag, sign in on the clipboard in the classroom, and deposit their offering into the basket on the sign-in table.

*Welcome children warmly!*

## **Song-of-Month Review: (9:05 – 9:10)**

*If you feel less comfortable leading children in learning/reviewing this song, ask Barb Ferrier to come in to lead the singing. In May we focus on H - **God is Holy** as our Song of the Month.*

**My God, my Holy One, Your eyes are too pure to look on evil;  
You cannot tolerate wrong. Your ways, O God, are holy.**

**"Holy, holy, holy is the Lord God Almighty,  
Who was, and is, and is to come."**

**"Holy, holy, holy is the LORD Almighty; the whole earth is full  
the whole earth is full, the whole earth is full of his glory."**



## **Small Group Warm-Up: (9:10 – 9:20)**

**Purpose:** *Get pointed in the right direction! Build relationships and help guests feel at ease. Do the learning readiness activity that will point your group in the right direction for the lesson.*

*Supplies needed: hammer and a piece of wood or two wooden blocks, two bricks, or any two objects that can be slammed hard together*

During the following discussion, use a visual illustration of a punishment that would be very hard. The illustration might be slamming two pieces of wood together, hitting a piece of wood with a hammer, or slamming two bricks together. Each child could do this action after he shares his response.

**What was the worst punishment that you ever received? What was the worst punishment that has ever been given to anyone?**

As children discuss the second question, mention Jesus' death on the cross as the focus of today's lesson.

Also discuss:

**Can you imagine how much it would hurt if you had your fingers caught between two pieces of wood hitting together?**

As the kids imagine this, they begin to imagine the sacrifice behind Jesus dying for the punishment of their sins. Shepherds need to be sensitive to the children during this discussion as the illustration may be too demonstrative for younger children. Wrap up the discussion with the take home point:

**Today we will learn that *\*Jesus' amazing sacrifice equals eternal life for you.***

## Large Group Overview: 20-30 minutes



**Purpose:** *Help kids observe what the Bible says. Present the Bible event in creative fashion. Help kids begin to interpret what it means.*

**Video:** *The "Miracle Maker,"* by Family Home Entertainment, Inc., 1999—the section is about twenty minutes. Cue to start immediately after Jesus cleanses the temple and the Roman soldiers have marched away. End the video with the crucifixion of Jesus. (This is scenes 17-23 which is over 20 minutes of video....too long to use all of it... Do not show the crucifixion scene - this is too graphic for many young children. Instead tell the story. )

**Object Lesson:** "Gospel Illusion 4U"—A card illusion trick with John 3:16 written on the back so a child can fill in his name to make the passage personal is used to teach the take home point: *\*Jesus' amazing sacrifice equals eternal life for you.*

**Gordy Review:** Questions to review today's lesson.

## Small Group Application: (9:42-10:08)



**Purpose:** *Help kids map out the meaning of the Bible event in their lives. Use the questions to stimulate discussion but don't feel tied to them. Allow the Holy Spirit to guide you. Include personal examples from your own faith journey. The example of Christ at work in your life will leave lasting impressions of how Christ can work in the children's lives.*

*Use your Bibles! Children need to learn how to look up references and follow along when scripture is read aloud. Allow for quality time of prayer at the close of the lesson.*

### Observation Questions: What happened?

Have kids refer to Luke 22:63-23:49 in their Bibles for the following questions:

**What was Jesus accused of doing wrong?** *(Luke 23:2. He stirred up trouble among the people, he encouraged them not to pay their taxes, and he said that he is Christ, a king.)*

**Which accusations were incorrect and which was correct?** *(He did say he was the Christ, but a different kind of king. See John 18:36, Luke 22:25-30. His kingdom was not of this world. )*

**Was claiming to be Christ, the Son of God, a crime?** *(No, it was the truth. However, the Jews considered it blasphemy to be called the Son of God, and that was a religious crime punishable by death. )*

**What were some of the ways Jesus suffered?**

- *Luke 22:63-65. The Jewish guards beat him and made fun of him.*
- *Luke 23:1-4. He was falsely accused of doing wrong.*
- *Luke 23:11. Herod and his soldiers treated him with contempt and made fun of him.*
- *Luke 23:18-24. The whole crowd of people turned against him.*
- *Luke 23:16 & 22. Pilate had him whipped.*
- *Luke 23:26-49. He suffered the painful death of crucifixion on a cross.)*

**What ways did Jesus show compassion to the people even when he was dying?** *(Luke 23:34-49. He asked God to forgive the people hurting him. He promised eternal life to the one criminal on the cross next to him.)*

### **Interpretation Questions: What does this mean?**

Three times Jesus was told, “If you are really the Messiah, save yourself.” Do you think Jesus could have? *(See Matthew 26:53.)* Why didn't he? *(See John 18:11.)*

### **Application Questions: What does this mean to me?**

*There are two key questions in today's application. The questions will help the children talk about what Jesus has done for them. Be sure to listen to each child to understand where he might be in his own security and understanding of the salvation that Jesus won for him.*

#### Application Activity:

*Supplies needed: gospel illusion “For Whom Did Jesus Die” for the shepherd and each child—this includes four full cards, a rubber band, and a half card with a question mark on it, script from large group: Gospel Illusion 4 U*

**Why do you think that Jesus would want to go through such punishment?** *(Jesus loved us and knew that his punishment and death were the only way for God to punish our sin. We could not bear the*

*punishment of that sin ourselves. Jesus had to take the punishment for us.)*

**When you think about Jesus and what he did, do you feel his love?  
Do you believe he died on the cross for you?**

Listen to the children talk about how they feel about Jesus and his love for them. If any child is unsure about it, let him know that he can trust in what God has done for him. A prayer is a good way to help the children express their trust. You may want to include such a prayer in closing prayers.

As the questions are discussed, demonstrate the gospel illusion that was shown in large group. (See the script "Gospel Illusion 4 U" for directions.) Give the children the opportunity to learn the illusion so that they may share it with their friends. Show the children how the gospel illusion works. Some children might want to have the opportunity to use this as a witnessing tool.

Give each child four full cards, a rubber band, and a half card with a question mark on it. Have kids read today's Bible verse, John 3:16, from the back of the cards, inserting his own name in the blanks. Explain to the kids that they can share this verse with others and show them that Jesus died "4 U."

Review the take home point: ***\*Jesus' amazing sacrifice equals eternal life for you.***

Closing Prayer:

Ask God to help all understand how much pain Jesus suffered in each person's behalf. Thank him for our costly salvation.

If there are children would would like to invite Jesus to be their forever friend have them bow their heads and follow you in prayer.

**Dear God, I admit there are wrong things I have done. Pause. I admit that I need Jesus to take away my sin. Pause. I believe when Jesus died on the cross, he paid the price for my sin. Pause. I believe Jesus became alive again to defeat the power of death. Pause. I place my faith and trust in Jesus as my Savior. Pause. I ask Jesus to come and live in my life. Pause. Thank you, God, for making a way for me to live in heaven with you. Pause. In Jesus' name. Amen.**

Thank the kids for coming to class. Dismiss with the comment that if anyone has further questions, they may come to you or talk to the Pastor.

## **Popcorn Prayer (~ 10:08- 10:12)**

**Purpose: *Help kids become comfortable in praying out loud, and learning how to intercede for others.***

Popcorn prayers are typically short (one breath prayers.... Finish your prayer before you run out of breath.), and they pop up from all directions from those standing within the circle.

Gather in a circle; designate one of the children to start the prayer, designate yourself as the closing pray-er. Allow children to offer prayers. Rather than asking for prayer requests, go directly to prayer and let children add their prayers in the circle.

## **Dismiss:**

- **Be sure children take a God Talk at Home page from the sign-out table.**
- **Supervise children until parents come to sign them out, checking that the person picking up the child is really his/her parent.**

# **Large Group Presentation**

## **Jesus' Sacrifice**

*Set design and props needed for this series will include a large sign that reads, "Meet the Amazing Jesus." In addition to this sign, hang smaller signs in the front of the room with the word "Amazing" printed on each one.*

*Prompt kids to say, "Simply amaaaazing," when the presenter points up and says, "And THAT is..." A sweeping arm gesture by the large group presenter as the kids say "simply amaaaa-a-azing" will add effect and emphasis. Use this technique as an attention grabber when presenting the main points.*

There are three sections to today's large group presentation. The first section is a video presentation of the Bible event. The second section is a retelling of the event using an amazing object lesson. In the third section, Gordy, the puppet, helps kids review.

*Adapt this lesson to use one or all of the following parts depending on availability of videos and/or illusion tricks.*

## **PART ONE**

Begin with the animated video, *The Miracle Maker*, by Family Home Entertainment, Inc. The video section for today will last approximately twenty minutes. Cue the video to start immediately after Jesus cleanses the temple and the Roman soldiers have marched away. End the video with the crucifixion of Jesus. (For KPC: They suggest you show scenes 17-23 of the DVD which is over 20 minutes of video...too long to use all of it... Do not show the crucifixion scene - this is too graphic for many young children. Instead tell the story.)

Next, call Gordy out and ask that he would come back after the lesson has been taught. Gordy will help with the review questions. Ad-libbing these conversations is most effective, as long as it is kept brief.

## PART TWO

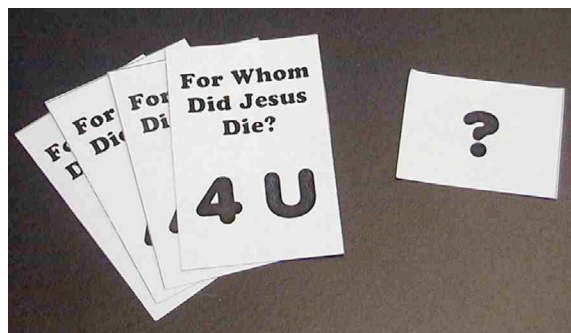
### Gospel Illusion 4 U Object Lesson with Illusion

*Supplies needed: gospel illusion cards "For Whom Did Jesus Die?" Copy the cards on card stock so that "For Whom Did Jesus Die?" is on the front and John 3:16 (see script for details) is on the back, pencil*

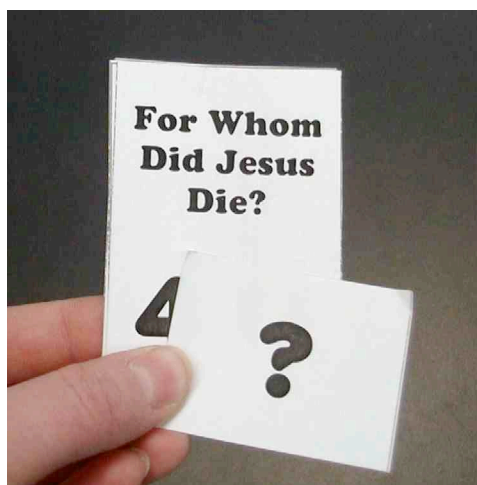
The gospel illusion is a wonderful way to make witness cards for the children to share the good news with others that Jesus died "4 U." The gospel illusion involves making photocopies of a small card that reads "For Whom Did Jesus Die?" The bottom part of the card will say "4 U." The backside of the card reads:

"God so loved \_\_\_\_\_ that he gave \_\_\_\_\_ his only Son, that \_\_\_\_\_ should not die, but \_\_\_\_\_ would have everlasting life. "  
John 3:16

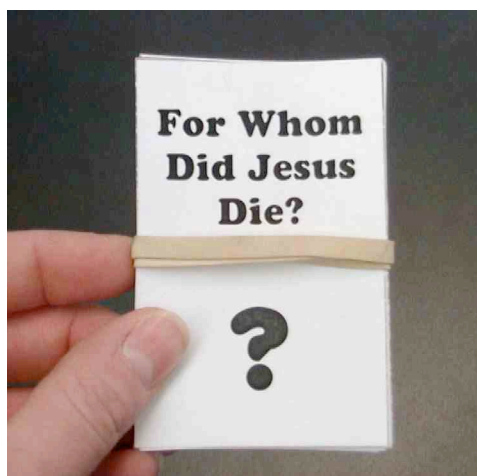
In addition to this card, a card half the size of the above card is made with a large question mark printed on it.




The gospel illusion works this way. There is a stack of four cards with a rubber band holding them together in the middle. The half-sized card with the question mark on it will be placed on the lower part of the "For Whom Did Jesus Die?" card.



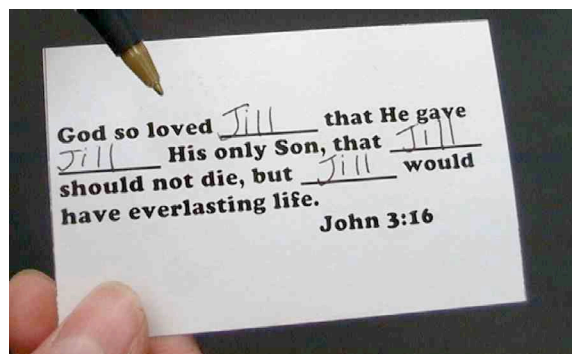
A rubber band is placed around the deck to conceal the “seam.” The top card would read, “For Whom Did Jesus Die?” Below the rubber band would be a large question mark.



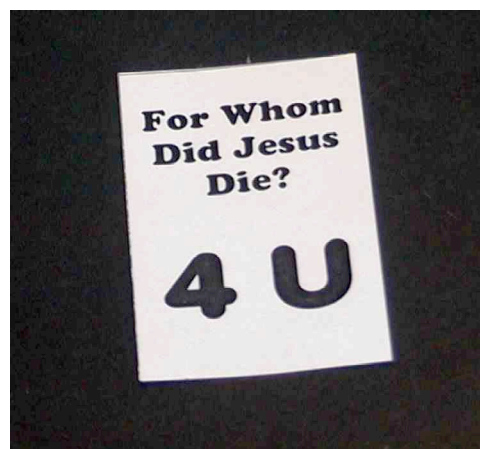
When the card is pulled off, the question mark would stay with the deck and the top card would be the trick card.



The card that is removed from the deck is placed face down on the table for the child to fill in the blanks on the back of the card with his name.



The card is turned over and the contestant is surprised to find the answer to the question, "4 U," is now on the front of the card.



The following patten illustrates today's story and makes the application.

Show the stack of cards that are rubber banded together. Begin by talking about Jesus' death.

**Jesus truly was the Son of God. He came into the world to do the most amazing thing. Jesus came to take the punishment of sin for the entire world upon himself. He did that when he was nailed to the cross and died. You can imagine how that must have hurt. Even though Jesus did not deserve such punishment, he did this as part of God's plan. Jesus knew that on the cross he would take the punishment for all the sin of the world.**

**God is completely holy and perfect, and he is a God of love. He wants people to live with him forever. All people have sinned and fallen short of God's glory. We deserve punishment for our sins. If God punished each one of us for our sins, we would be separated from God forever. Knowing this, God placed the punishment of all our sins on someone who did not deserve it – his Son, Jesus. Jesus is the only one who could take our punishment from us and put it upon himself. Jesus did not stay dead, but came back to life and lives forever.**

Bring a contestant forward.

**Let's pull this card out and see if we can answer the question on it. The question is, "For whom did Jesus die?"**

Have the child take the top card and pull it from the deck without looking at the front of the card. Be careful that the half card with the question mark on it is not removed from the deck so that it conceals the answer. Lay the card face down on the table. The back of the card will read, "God so loved \_\_\_\_\_ that he gave \_\_\_\_\_ his only Son, that should not die, but \_\_\_\_\_ would have everlasting life." The child should write his name in all the blanks.

The child is then asked, "For whom did Jesus die?" The child should answer that Jesus died for him.

**Correct. Jesus died for you. Do you believe it? If you do, all the punishment for all the wrong things you have ever done or will ever do are taken off of you and put upon Jesus. That is how much God loves you.**

**Let's see what the card says is the answer to the question "For whom did Jesus die?"**

Flip the card on the table over to show the answer "4 U."

**That's right! Jesus died for you.**

## **PART THREE**

### **Gordy's Review Questions**

*The following questions can be used for review of today's Bible event. This will be a contest between Gordy and the kids. Gordy assigns a scoring value to each question before that question is read. That number is in parentheses at the beginning of the question. What makes it fun is that Gordy finally gets one correct at the end and that number helps him make a dramatic comeback. The kids typically win, but it might be interesting if, from time to time, Gordy wins. Adjust to your preference. One thing is important and will be vital to this script: move through your material quickly. By this time, the kids' attention spans are short. You may even want to delete some of the questions if it is feeling a bit long.*

*After each question, the first parenthetical remark is Gordy's response. The second parenthetical remark is the correct answer from a child.*

*Kids might even bring their Bibles to large group to search for answers as they listen to the following questions.*

Gordy comes in weaving and shadow boxing – punching the air. Mr. King walks warily up to Gordy.

**Mr. King:** *(Trying to avoid Gordy's punches.)* **Gordy, what are you doing? Did you see the video?**

Gordy: I don't think I was paying much attention, I was just thinking of how "not fair" it was for Jesus to be punished. Everyone was so mean to him. I wanted them to stop. *(Slows his punches to a stop.)*

**Mr. King:** **Yes, Gordy, but remember, his ama-a-zing sacrifice means eternal life for you! Now how about some review questions to remind you of that. Do you have the "fighting spirit" to compete against the kids?**

Gordy: Go for it, Mr. King. They know I'm prepared.

**Mr. King:** **Okay, this first question is worth 50 points.**

**1. Did Jesus try to stop the Roman soldiers from arresting him?**

*(Yes. He was playing hide and seek in a garden.)*

*(No. He was praying in the garden but he expected that he would be arrested.)*

**2. (Kids, 50, Gordy zero. Next one... 123 points) Did Jesus ever tell his disciples that he would be arrested and be put to death?**

*(I don't know. Did he?)*

*(Yes, he did. Several times. Jesus even talked about it during his Last Supper with the disciples.)*

**3. (Kids 173, Gordy, zero. I know you can do better, Gordy. Try harder. 127 points.) When Jesus was put on trial, it really was not fair. What did Jesus do? Did he try to stop it and say it was not fair?**

*(Yes. He said, "No fair! No fair! I'm going to tell!")*

*(Though it was not fair, Jesus did not resist. He knew that he had to go to the cross to die.)*

**4. (Last chance, Gordy. Kids, 300. Gordy, zero. 300 points for the last question.) When Jesus died on the cross, was he sad? Did it hurt? Did he feel like he was being punished?**

*(I think it must have hurt, even if he was the Son of God. He took our punishment for us.)*

**Mr. King:** That's the truth, Gordy. The score is 300 to 300. Everyone who knows and believes what Jesus has done is a winner. *\*Jesus' ama-a-azing sacrifice equals eternal life for you.* Knowing that answer is very important for all of us to learn. Will you close us in prayer?

Gordy: Sure, Mr. King.

Dear God, thank you for sending Jesus to suffer on the cross for us. Thank you, God, for giving your only Son for our sin. Help us to realize that we are sinners and cannot get to heaven without Jesus. We place our trust in Jesus' finished work on the cross. In his name. Amen.

**For Whom  
Did Jesus  
Die?**

**4 U**

**For Whom  
Did Jesus  
Die?**

**4 U**

**For Whom  
Did Jesus  
Die?**

**4 U**

**For Whom  
Did Jesus  
Die?**

**4 U**


**?**

**?**

**?**

**?**

## Lesson 47 - 18

Copyright 2004 Kids Kount Publishing, Omaha, NE 68137, [www.kidskountpublishing.com](http://www.kidskountpublishing.com)  
Unless otherwise noted, all Scripture verses are from *GOD'S WORD*®. Copyright 1995 by God's Word to the Nations.  
Permission to photocopy Kids Church and Kingdom Quest materials granted to purchaser only for local church use.