



Date: April 25, 2010
Series: The Gifts From Jesus
School Year 1, Lesson 49

Jesus Appears to the Disciples

Take Home Point: *JESUS IS ALIVE—*Share the Good News!*

*Repeat this phrase throughout the lesson. The leader will say the first part of the phrase (*CAPS*). The children respond with the second part of the phrase (*italics*).

Bible Event: John 21:1-17

Jesus Link: Jesus is alive. When we believe, his power helps us share the Good News.

We will help the children know:

- The event of Jesus appearing to the disciples and the miraculous catch of fish after his resurrection.
- The best news in the Bible is that Jesus died and rose for us.
- Just as Jesus told Peter to share the Good News that he is alive, he tells us to share the Good News.




We will help the children feel:

- Abundant joy at the news that Jesus is alive.
- Eagerness to tell others the resurrection story.
- Valued because they have an important job of spreading Jesus' story.

We will help the children do:

- Watch a tandem storytelling of the Bible event: "Jesus appears to the disciples."
- Make and eat a "Fishy Snack" while reviewing the Bible event.
- Play a relay, "Do You Love Me?" to teach the point that we want to tell others about Jesus because we love him for who he is and what he has done for us.

THIS LESSON'S ROADMAP

DESTINATION	PAGE #	DISCOVERIES ON YOUR JOURNEY	SUPPLIES NEEDED
Singing Offering	3	Kids sign in, deposit offering Kids learn Song of the Month	<ul style="list-style-type: none"> Offering basket Our God from A to Z CD • Other kids praise CDs as desired CD player
Large Group Opening 	3 3	Puppet Presentation Bible Event <div style="background-color: #e0e0e0; padding: 5px; border: 1px solid #ccc;"> Caution: Don't let the sound of the fire upstage the storytelling </div>	<ul style="list-style-type: none"> • Bubba puppet • small dog food bowl • adult-sized Peter costume • adult-sized Jesus costume • camp fire • <i>Option 1:</i> sticks with red Christmas lights entwined • <i>Option 2:</i> paper flame with lights and fan from novelty shop • <i>Option 3:</i> small fan, set on blocks, pointing up, with crepe paper streamers attached to grill and sticks to hide fan • two microphones
Small Group Application 	9 10 10 11	Activity 1: "Fish in a Net" Snack Activity 2: "Fishy Picture" Craft Activity 3: "Do You Love Me?" Relay Game Prayer Time	<i>Activity 1:</i> <ul style="list-style-type: none"> • one Triscuit cracker per child • squirt cheese • six to eight gold fish crackers per child • napkins • cups • water or juice • Option: fat-free pretzels <i>Activity 2:</i> <ul style="list-style-type: none"> • ½ piece of blue cardstock per child • six goldfish crackers per child • 4"x 5" piece of netting per child • Avery label reading, "The risen Jesus appeared to the disciples while they were fishing." • tape • glue <i>Activity 3:</i> <ul style="list-style-type: none"> • bowl of marshmallows or mini-marshmallows per team • masking tape • adult-sized chair for each team
Large Group Wrap-up 	12 12	Singing (Optional) Lesson Review with Puppet Skit	<ul style="list-style-type: none"> • optional music for the lesson • Albie Puppet

Kingdom Quest Year 1 – Lesson 49 - 2

Pre-Session Singing/ Offering: (8:55- 9:05)

Purpose: When all children are in one group singing, it is easy for new children to join the group and immediately get involved. When the music can be correlated, it introduces the theme for the day.

Sing previous Songs of the Month from Our God from A-Z CD.

As children arrive, they collect their name tags, deposit their offering into the basket, and join in the singing.

Song-of-Month Review: (9:05 – 9:10)

If you feel less comfortable leading children in learning/reviewing this song, ask Barb Ferrier to come in to lead the singing. In April we focus on G - God is Great from Psalm 145, as our Song of the Month.

The LORD is gracious and compassionate, (repeat)
Slow to anger and rich in love (repeat)
The LORD is good to all; (repeat)
He has compassion on all he has made. (repeat)

(Chorus)

Great is the LORD
And most worthy of praise
Great is the Lord, Great is the Lord

The LORD is faithful to all his promises (repeat)
And loving toward all he has made (repeat)
The LORD upholds all those who fall (repeat)
And lifts up all who are bowed down. (repeat)

(Chorus)

They will tell of the power of your awesome works, (repeat)
And I will proclaim your great deeds. (repeat)
They will celebrate your abundant goodness (repeat)
And joyfully sing of your righteousness. (repeat)

(Chorus)

Large Group Opening: (9:10 - 9:25)

Purpose: The puppet demonstrates the need that will be met in today's lesson. The scripts are not written verbatim, but give a story line in which the group leader can interact with the puppet. The children are introduced to the take home point and then interact with God's word, as they experience the Bible event.



Puppet Presentation:

Bubba comes out carrying a small dog dish. The presenter asks him what he is going to do with the dog dish. Bubba explains that his mom gave him a very important job. His job is to feed his dog every day. The presenter agrees that it is a very important job. If the dog doesn't get fed, he can't live.

The presenter says that Bubba's important job reminds him of an important job Jesus gave to Peter ... and gives to us. Bubba is surprised. He didn't know that Jesus gave him an important job.

The presenter shares that in today's Bible event, the disciples are out fishing, but they do not catch any fish until Jesus appears and tells them to fish on the other side of the boat. The disciples do not realize it is Jesus talking, but they obey him. When they catch many, many fish, they know it is Jesus and hurry to shore. That is when Jesus gives Peter his important job. Peter's important job is to feed Jesus' sheep.

Bubba is shocked. Feed Jesus' sheep? How can that be? Jesus doesn't have any sheep. That's silly!

The presenter explains that Jesus didn't mean real sheep. He was calling people his sheep. And Peter wasn't to feed them with real food, but to feed them God's word. His job was to tell people that Jesus is alive. And that is our job, too. If people are not given Jesus Word, they won't get to live with Jesus in heaven.

The presenter teaches Bubba the take home point. ***JESUS IS ALIVE!—Share the Good News!** The presenter says the first part; Bubba responds with the second part. After practicing it with Bubba several times, the presenter teaches it to the children.

Bible Event: Tandem Storytelling

In tandem storytelling, two storytellers stand on opposite sides of the stage and tell the Bible event back and forth in short sentences or phrases. If possible, have each in separate pools of light or with an object between them to bring separation. The storytellers act as if they do not realize the other person is there. They may or may not be dressed in costumes. Ideally, the storytellers have the script memorized. But, if that is not possible, it is also okay for them to read the script set on a music stand. The key to tandem storytelling is to keep each character's phrases short with no pauses between the characters' parts. At the end of the skit, the storytellers will sometimes discover each other and the skit will end with them conversing together. Before beginning each skit, have the children put on their imagination hats. They will be meeting two actors who are pretending to be characters from today's Bible event.

Jesus Appears to the Disciples

The stage is set with a fire in the middle of the stage. If possible, dim the lights to give the appearance of the early morning hours. On one side of the stage stands a storyteller dressed as Jesus. On the other side is a storyteller dressed as Peter. Before beginning the tandem story, the large group presenter should point out the characters to the children and explain that they are actors pretending to be Peter and Jesus. Begin:

Peter: Jesus visited us after he rose from the dead.

Jesus: I wanted them to know I was alive.

Peter: I knew Jesus was alive.

Jesus: I gave them my peace.

Peter: But I was lonely when Jesus left.

Jesus: I knew they needed to see me again.

Peter: I was also sorry.

Jesus: Peter needed to know I forgave him.

Peter: Remember when Jesus was arrested?

Jesus: After I was arrested,

Peter: I said I didn't know him.

Jesus: Peter said he didn't know me.

Peter: They nailed Jesus to the cross.

Jesus: I died on the cross.

Peter: I felt as if it was my fault.

Jesus: I know Peter is sorry.

Peter: I was lonely.

Jesus: Peter missed me.

Peter: And I was sorry.

Jesus: Yes, Peter was sorry.

Peter: Now weeks later, it was hard to sit and wait for Jesus.

Jesus: So Peter went fishing.

Peter: I went fishing with several other disciples.

Jesus: They fished all night.

Peter: We fished until early morning.

Jesus: They didn't catch any fish.

Peter: We didn't catch even one fish.

Jesus: Morning came.

Peter: The sun was rising.

Jesus: I was standing on shore.

Peter: We decided to bring in the boat.

Jesus: I was cooking breakfast by a fire.

Peter: Someone yelled out to us.

Jesus: I asked, “Friends, did you catch anything?”

Peter: He wanted to know what we had caught.

Jesus: I knew they had nothing, and I wanted to help.

Peter: I didn’t know it was Jesus.

Jesus: They didn’t know it was I.

Peter: We yelled, “We haven’t caught anything.”

Jesus: I told them to throw out their nets.

Peter: He told us to catch some fish.

Jesus: They obeyed me.

Peter: We threw out the nets.

Jesus: They caught many fish.

Peter: We caught so many fish, that we couldn’t bring them in.

Jesus: Then John knew me.

Peter: John told me, “It is the Lord!”

Jesus: Peter was so excited.

Peter: I was filled with joy!

Jesus: Peter put on his robe.

Peter: I jumped into the water.

Jesus: The other disciples brought in the boat.

Peter: I swam to shore.

Jesus: Then we had breakfast.

Peter: We ate fish and bread.

Jesus: After breakfast, I needed to talk to Peter.

Peter: Jesus talked to me alone.

Jesus: I asked Peter an important question.

Peter: Jesus asked me a question.

Peter and Jesus: (*Turning and looking at one another*) Peter, do you love me?

Peter: Yes, Lord, you know that I love you.

Jesus: I gave Peter a job.

Peter: Jesus gave me a job.

Peter and Jesus (*together speak*): Feed my lambs.

Jesus: I asked a second time, “Peter, do you love me?”

Peter: I answered, “Yes, Lord, you know that I love you.”

Jesus: Again, I gave Peter a job.

Peter: Again, Jesus gave me a job.

Peter and Jesus (*together speak*): Take care of my sheep.

Jesus: I asked a third time, “Peter, do you love me?”

Peter: Jesus asked me a third time, “Peter, do you love me?”

Jesus: I knew my question hurt Peter’s feelings.

Peter: Jesus’ question made me feel sad.

Jesus: He thought I hadn’t forgiven him.

Peter: Would Jesus forgive me for what I did when he was arrested?

Jesus: I wanted Peter to know he was forgiven.

Peter: I said, "Lord, you know everything. You know I love you."

Jesus: I answered...

Peter: Jesus answered...

Peter and Jesus (together answer): Feed my sheep.

Jesus: I forgave Peter.

Peter: Jesus forgave me.

Jesus: Peter had an important job.

Peter: Jesus gave me an important job.

Jesus: To feed my sheep, my children.

Peter: To tell others that Jesus is alive.

Peter and Jesus (together speak): To share Jesus' forgiveness with the world.

Jesus: That is your job, too.

Peter: Jesus wants you to share the news that Jesus is alive.

Peter and Jesus walk off stage.

The presenter comes back on stage and says:

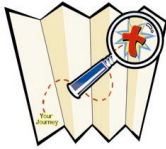
In the Bible event, Peter was lonely for Jesus. He also felt bad because, after Jesus was arrested, Peter lied and said he didn't know Jesus. When Peter and several other disciples went fishing, Jesus helped them catch many fish. Most important, when Jesus gave Peter an important job—to feed his sheep—Jesus was showing Peter that he was forgiven. To feed Jesus' sheep, means to tell others the Good News that Jesus is alive and to share the Good News that our sins, the bad things we choose to do, are forgiven—they are all gone. That is a job too—to share the Good News: Jesus is alive!

Practice the take home point. You say the first part; the children respond with the second part. ***JESUS IS ALIVE—Share the Good News.**

End with the following prayer:

**Dear God,
Thank you for the best gifts.
Thank you for sending Jesus.
He's our Savior and your Son.
Help me tell others Jesus is alive.
Thank you! Thank you! Thank you!
Amen.**

Small Group Application: (9:25-9:55)



Purpose: *Smaller groups enable children to develop closer relationships with adults and peers in the church. As you reinforce the take home point with a fun hands-on activity, discuss the Bible event. Be sure to repeat the take home point several times. Say the first part and have the children respond with the second phrase. Application questions help kids apply the take home point to their daily lives. Close this session by gathering your small group for prayer. Let the kids pray!*

During small group application time, discuss the following questions and points:

What happened after the disciples fished all night? (Jesus appeared to them and helped them catch many fish.)

What important job did Jesus give Peter? (To feed his sheep—tell others Jesus is alive and they are forgiven.)

What important job does Jesus give us? (To tell others about him.)

Who can you tell about Jesus? (Answers will vary but may include friends, relatives, neighbors, etc.)

How can you tell others about Jesus? (Answers will vary, but may include by telling them Bible stories, inviting them to church, etc.)

Hand Washing: (9:25-9:30)

Purpose: *To avoid spreading of flu or other disease, have children wash hands well. Model lathering hands, rinsing and drying. **N.B. Avoid use of alcohol sanitizer with young children or monitor very closely. The alcohol is toxic (children have died from licking the sanitizer off their hands.)***

Activity 1: Snack (9:30-9:35)

“Fish in a Net” Snack

Kingdom Quest Year 1 – Lesson 49 - 9

To make:

Use squirt cheese to “glue” several fish crackers onto the Triscuit net. As the children make and eat the snack, talk about ways they can catch people for Jesus by telling them the Good News that Jesus is alive.

“Fish in a Net” Healthy Snack Option: Simply use pretzels and a napkin. Break the pretzels up into bite size pieces and make a pile of them. Those are your fish. Use the napkin as a net and show the children how the disciples would’ve fished off the side of their boats. Scoop up some of the pretzels from the pile with the napkin. See who can get the most.

Practice the take home point. You say the first part; the children respond with the second part. ***JESUS IS ALIVE—Share the Good News.**

Activity 2: Craft (9:35-9:45)

“Fishy Picture” Craft

To make:

1. Glue the fish crackers on the cardstock paper.
2. Add the Avery label
3. Lay the toile netting over the fish and tape to the backside of the cardstock.

To discuss:

As the children work, review the Bible event. Together brainstorm people with whom they can share the Good News and ways they can tell those people about Jesus. They might even want to give someone the picture they are making.

Practice the take home point. You say the first part; the children respond with the second part. ***JESUS IS ALIVE—Share the Good News.**

Activity 3: Learning Game (9:45-9:55)

“Do You Love Me?” Relay Game

To set up:

1. Make a starting line of tape on the floor (5-feet long per team)
2. Place a chair for each team at an ending point 10 yards away (or as far away as space permits).
3. Place a bowl of an equal number of marshmallows on each chair.

To play:

1. The purpose of the game is to be the first team to feed ten of Jesus’ sheep.
2. A shepherd sits at each chair and holds the bowl of marshmallows.

3. Each team lines up at the starting line, facing their shepherd.
4. At the word “Go”, the first child in each line runs to the shepherd and taps him/her on the arm.
5. The shepherd asks, “Do you love me?”
6. The child responds, “Yes.”
7. The shepherd says, “Feed my sheep,” and gives the child a marshmallow.
8. The child takes the marshmallow, runs back to the next child in line and gives the marshmallow to that child.
9. The child in line eats it and starts the process over.
10. The team that feeds the last marshmallow to a child first wins.

To discuss:

We feed Jesus’ lambs and sheep, his children, the word of God when we share with them the Good News that Jesus is alive. Who can you feed God’s word to? How can we share God’s word with another person?

Practice the take home point. You say the first part; the children respond with the second part. ***JESUS IS ALIVE—Share the Good News.**

Prayer Time:

Pray for someone who needs to know the Good News that Jesus died and rose for him/her. Ask God to help you share the Good News.

Large Group Wrap-Up: (9:55-10:05)

***Purpose:** The crazy bird puppet, Albie, struggles with learning the take home point. The leader shows an example of each small group application activity from this lesson and says the first phrase of the take home point. The kids respond with their phrase. They try to teach the puppet the take home point, but each time he confuses words or concepts. After three attempts, he finally gets it right and sings the correct take home point in a silly opera-like voice.*

Lesson Review with Puppet Skit:

Presenter shows Albie a craft made in Activity 1. Then the kids attempt to teach Albie the take home point.

Presenter says to kids: “Jesus Is Alive...”
Kids say: “...Share the Good News.”
Presenter says to Albie: “Jesus Is Alive...”
Albie says: “...I wanna take a dive.”

Presenter shows an example of the next activity done in small group and repeats first phrase to kids. The kids say the correct response trying to teach Albie the take home point. Continue in this manner with the presenter showing example of each activity. Here are Albie’s responses:

Albie’s response to Activity 2 sample: “...share the snack with me!”

Kingdom Quest Year 1 – Lesson 49 - 11

Albie's response to Activity 3 sample: "...share a good snooze!"

Presenter says: "Albie, listen one last time.
Jesus Is Alive..."

Kids' response: "...Share the Good News."

Presenter says to Albie: "Jesus Is Alive..."

Albie's response: (Warms up his singing voice with "Mee, mee, mee, mee, mee..." and sings in a silly dramatic opera-like voice) "**JESUS IS ALIVE—Share the Good News.**"

Song-of-Month Review:

Remind children that God is Great,

The LORD is gracious and compassionate, (repeat)

Slow to anger and rich in love (repeat)

The LORD is good to all; (repeat)

He has compassion on all he has made. (repeat)

(Chorus)

Great is the LORD

And most worthy of praise

Great is the Lord, Great is the Lord

The LORD is faithful to all his promises (repeat)

And loving toward all he has made (repeat)

The LORD upholds all those who fall (repeat)

And lifts up all who are bowed down. (repeat)

(Chorus)

They will tell of the power of your awesome works, (repeat)

And I will proclaim your great deeds. (repeat)

They will celebrate your abundant goodness (repeat)

And joyfully sing of your righteousness. (repeat)

(Chorus)

Dismiss:

- *Hand out God Talk at Home page.*
- *Check the pick-up tags which parents must present to pick up their child.*
- *Have child hang name tag in cupboard.*

Tidy-Up:

- *Wipe off tables.*

- **Put away** any leftover snack into the mouse-proof containers.
- **Put puppets away** in cupboard.
- **Put away** craft supplies. Crayons, markers, glue sticks, scissors belong in on shelves under bulletin board. Other craft supplies belong on the shelves in the craft room (The room off the library with the photocopier.)
- **Take** dirty cups (from snack) to kitchen and place in dishwasher rack.

Thank YOU!