

Date: May 16, 2010

Series: Good Samaritan  
School Year 1, Lesson 53



# Jesus Loves Everyone

## Take Home Point: \*Help others.

\*Repeat this phrase throughout the lesson. Leaders say the phrase and the children repeat it.

## Bible Event: Luke 10:29-37

### We will help children know:

- Jesus told the story of the Good Samaritan.
- We should help others like the Good Samaritan helped a stranger.
- Even though they are young, they can help others.




### We will help the children feel:

- More sensitive to the needs of others.
- Secure in knowing that God loves them.

### We will help the children do:

- Watch a puppet presentation that introduces the Bible Event.
- Participate in acting out the Bible Event.
- Eat a graham cracker and heart snack.
- Make a craft of the Good Samaritan helping the hurt man.
- Play a game taking turns being the hurt man and the Good Samaritan.
- Take home a copy of *God Talk at Home* to reinforce the leaning of today's Take Home Point: **\*Help others.**

# THIS LESSON'S ROADMAP

DESTINATION	PAGE #	DISCOVERIES ON YOUR JOURNEY	SUPPLIES NEEDED
<b>Warm-Up</b> (10 minutes)	3	Transition Time	<ul style="list-style-type: none"> <li>• your choice of toys</li> <li>• <i>Our God from A to Z</i>, CD</li> </ul>
<b>Large Group Opening</b> (5-10 minutes)  	3	Puppet Presentation	<ul style="list-style-type: none"> <li>• Bubba puppet with a doctor kit or first aid kit or large bandage</li> </ul>
<b>Small Group Application</b> (10 minutes—each activity)  	7 9 10 11	Activity 1: Bible Event  Activity 2: Snack  Activity 3: Craft  Activity 4: Game	<i>Activity 1: Bible Event</i> <ul style="list-style-type: none"> <li>• children's picture Bible</li> <li>• <i>optional</i>—bandage for each child</li> </ul> <i>Activity 2: Snack</i> <ul style="list-style-type: none"> <li>• graham crackers</li> <li>• frosting in tube with writing tip</li> <li>• napkins, cups and water</li> </ul> <i>Activity 3: Craft</i> <ul style="list-style-type: none"> <li>• Appendix A, one per child</li> <li>• washable markers or crayons</li> <li>• one small bandage per child</li> </ul> <i>Activity 4: Game</i> <ul style="list-style-type: none"> <li>• bandage wraps, surgical masks and booties, strips of cloth, any doctor's office supplies that are appropriate for young children</li> <li>• <i>Option:</i> old white shirts to use for lab coats</li> </ul>
<b>Large Group Wrap-Up</b> (5-10 minutes)  	13	Review the Take Home Point  Pray  Sing	<ul style="list-style-type: none"> <li>• <i>Our God from A to Z</i>, CD</li> <li>• craft example from Activity 3</li> </ul>

## Warm-Up (8:55 til ~ 9:10)

*Welcome children warmly!*

*Play soft background music as children enter: Use the Our God from A to Z CD. In May we focus on H - God is Holy as our Song of the Month. Play that song on repeat during the warm-up, free play time, so children will become familiar with the melody.*

*As you're able, sing H – God is Holy along with the CD while children are playing . If you feel less comfortable leading children in learning/reviewing this song, ask Barb Ferrier to come in to lead the singing.*

**My God, my Holy One, Your eyes are too pure to look on evil;  
You cannot tolerate wrong. Your ways, O God, are holy.**

**"Holy, holy, holy is the Lord God Almighty,  
Who was, and is, and is to come."**

**"Holy, holy, holy is the LORD Almighty; the whole earth is full  
the whole earth is full, the whole earth is full of his glory."**

## Large Group Opening (9:10 - 9:20)



*Close sand table, and tuck other toys away. Invite children to sit on the floor in front of the puppet stage.*

### Puppet Presentation:

#### Bubba Learns to Help Others

*Supplies: Bubba puppet carrying a child's doctor kit, a first aid kit or a large wrapping bandage*

**Presenter: Hi, boys and girls. Let's call out Bubba.**

Kids call for Bubba. **Bubba...Bubba...Bubba.**

**Bubba: Hi, everyone.**

**Presenter: Hi, Bubba. What have you got?**

**Bubba: It's my doctor's kit. I'm a doctor.**

**Presenter: Oh, who are you going to help?**

**Bubba: Hmmm. I never thought of that. Who can I help?**

**Presenter: Boys and girls, do you have an idea who Bubba can help?**

Bubba interrupts.

Bubba: Oh, I know... I know.

**Presenter: Okay, Bubba, who will you help?**

Bubba: I want to help an elephant.

**Presenter: Bubba, sometimes you are so silly. I don't see an elephant here you can help.**

Bubba: Hmmm. Then I guess there is no one I can help.

**Presenter: That's not true. You can help others. Today we learn that Jesus told a story about helping others.**

Bubba: Will you tell me?

**Presenter: Yes, and as I do, listen carefully and tell me which person in the story helped others.**

**A man was taking a trip and walking down the road. He had clothes and money in a bag. Suddenly, robbers jumped out. They hit the man and took all of his things.**

Bubba: That sounds awful.

**Presenter: They left him lying by the road, hurt. He needed someone to help.**

Bubba: Did anyone come to help?

**Presenter: A man who worked in the church came down the road. When he saw the hurt man, he crossed to the other side of the road and kept on walking. Children, did this *first* man help the hurt man? Hold up one finger.**

Bubba and kids: **No**.

**Presenter: Soon, a second man came down the road. Hold up two fingers. He was also a man who helped in the church. He should have known to help others. But he pretended not to see the man and walked away on the other side of the road, too. Children, did this *second* man help the hurt man? Hand to ear, encouraging the kids to respond.**

Bubba and kids: **No**.

**Presenter:** No, he did not. Now a *third* man came down the road. Hold up three fingers. He was a Samaritan. Most people did not like Samaritans. Most people thought Samaritans never helped anyone. But guess what *this* man did?

Bubba: I know...I know. He helped.

**Presenter:** You're right. When he saw the hurt man, he stopped to help him. He put medicine on the hurt man's owies. Then he put him on his donkey and took him to the closest town.

Bubba: That's good.

**Presenter:** Yes, it was. He took him to a place where he could get better. Now, boys and girls, did this man, the Samaritan, the *third* man (hold up three fingers) help the hurt man?

Bubba and kids: Yes, he helped.

**Presenter:** Did the *first* man help others? Hold up one finger.

Bubba and kids: No.

**Presenter:** Did the *second* man help others? Hold up two fingers.

Bubba and kids: No.

**Presenter:** Did the *third* man help others? Hold up three fingers. The one that no one thought would be a helper...the Good Samaritan...did he help the hurt man?

Bubba and kids: Yes.

**Presenter:** So, Bubba, which one do you want to be like?

Bubba: I want to be like the Good Samaritan and help others.

**Presenter:** Good. You could even use your doctor's kit and give a bandage to help others who are hurting.

Bubba: Does anyone need my bandage out there? I'll help.

Take any offers from the kids and let the child come up and get the bandage from Bubba. If no one comes up, continue:

**Presenter:** Maybe no one needs help right now, Bubba. But you can watch and be ready when anyone needs help. You can *\*help others*. Jesus helps

others and Jesus helps us. He loves us and shows us how to help others. Bubba, before you go, you and the children repeat our Take Home Point after me: \*Help others.

Bubba and kids: **Help others.**

**Presenter:** Good. Bubba, will you help us sing our new song?

Bubba: Yes, I like to sing.

**Song:** to the tune of *Mary Had a Little Lamb*  
*Capitalized letters indicate emphasis on that syllable when the rhyme is sung.*

**J**esus **A**SKS us, "WILL you **H**ELP?"  
"WILL you **H**ELP?" "WILL you **H**ELP?"  
**J**esus **A**SKS us, "WILL you **H**ELP?"  
**I** CAN and **S**O can **Y**OU.

Let's fold our hands and say a prayer. Repeat after me.

Dear God, **Dear God,**  
We love you. **We love you.**  
Thank you for Jesus. **Thank you for Jesus.**  
Help us help others. **Help us help others.**  
Thank you, thank you, thank you. **Thank you, thank you, thank you.**  
In Jesus' name. **In Jesus' name.**  
Amen. **Amen.**

## Small Group Application (30-40 minutes)

*Purpose:* Young children learn best by repetition. Review the Bible Event and practice the Take Home Point as you rotate through the activities.



### **Activity 1: Bible Event (9:20-9:30)**

*Supplies:* children's picture Bible

#### **Part One: Read the Bible Event**

Read from a children's picture Bible, the story about the Good Samaritan, e.g. *The Good Man*, p. 346 in *The Rhyme Bible Storybook*; or *A Good Neighbour*, p. 291 in *Gold and Honey Bible*.

#### **Part Two: Act Out the Bible Event**

*Supplies:* bandage for each child (optional)  
*Children's' Picture Bible*

Hold up a children's picture Bible.

**This is the Bible. It is God's word. Let's act out what it says in the Bible. When you see me do the actions, you do them too.**

**A man thought that he always did what God wanted. But he didn't know that he should help others even if he didn't know them. Jesus told a story to teach the man to help others.**

A man is hurt and left at the side of the road.

- **One day, a man decided to go on a trip. He put some clothes and money in a bag. Let's pretend to pack a bag.**
- **He picked up his bag and started walking down the road. Let's pick up our pretend bags and take a walk around the room. Walk in a circle back to the starting place.**
- **As the man was walking down the road, bad men jumped out. They hit the man and took his bag and his money. They left him lying hurt by the side of the road. I need one person to lie down and pretend he is hurt and say, "Ohhh." Who would like to do that? Try to choose one child only. If you have more, make sure at least one is left to give help.**
- **Now let's all make sounds like we are hurt, like this man who got hurt on the road. Owww, Qooo, Ahhh.**

Let the volunteer child(ren) remain as the "hurt man" while the rest of the children act through the following parts.

Two men ignore the hurt man.

- **In a little while, a man who worked at the church came walking down the road. He saw the hurt man. He did not stop to help him. He crossed to the other side of the road and walked away from the hurt man. Let's pretend to walk to the hurt man and now let's cross to the other side of the road.**
- **Later, another man came walking down the road. He was from the church too. You would think he would want to help the hurt man. But did he? No. He saw the hurt man but he did not stop. He kept on walking. Let's point at the hurt man and pretend to walk away.**

The Good Samaritan helps.

- **Soon, another man came down the road. He was a Samaritan from a place called Samaria. No one thought Samaritans ever helped anyone. He was riding a donkey. Let's ride our pretend donkeys.**

- **The Samaritan saw the hurt man. Do you think he helped him? Yes, he did. He put medicine and bandages on his owies. Let's put on pretend medicine and a bandage on the hurt man.**

Give each child a bandage. Have children pretend to put medicine on the child volunteer. The children can put the bandage on their clothes, their skin, or take it home. Let the child(ren) playing the hurt man get up.

- **The Good Samaritan then lifted the man up and put him on his donkey. Let's pretend to lift up a heavy man and put him on our donkey.**
- **Then the donkey went clomp, clomp, clomp and carried the hurt man into town. Let's make a sound like a donkey walking. Hit your legs with cupped hands.**
- **When they got into town, the Good Samaritan took the hurt man to a hotel where he could rest and get better. Because the Good Samaritan had to leave, he paid someone two coins to continue helping the hurt man.**

Jesus tells us to help others.

- **After Jesus told this story, he asked, "Who helped others?" Was it the first man? Hold up one finger. No.**
- **Was it the second man? Hold up two fingers. No.**
- **Was it the third man... the Good Samaritan? Hold up three fingers. Yes. Jesus said we should help others, too.**

### **Part Three: Pray, Sing and Review the Take Home Point**

**Prayer:** Let's fold our hands and say a prayer. Repeat after me.

Dear God, Dear God,  
 We love you. We love you.  
 Thank you for Jesus. Thank you for Jesus.  
 Help us help others. Help us help others.  
 Thank you, thank you, thank you. Thank you, thank you, thank you.  
 In Jesus' name. In Jesus' name.  
 Amen. Amen.

**Song:** to the tune of *Mary Had a Little Lamb*. Capitalized letters indicate emphasis on that syllable when the rhyme is sung.

**JESUS ASKS us, "WILL you HELP?"**  
**"WILL you HELP?" "WILL you HELP?"**  
**JESUS ASKS us, "WILL you HELP?"**  
**I CAN and SO can YOU.**

## Take Home Point:

Let's practice the Take Home Point. I'll say it first and you repeat after me: \*Help others. Help others.

## Hand Washing: (9:30-9:35)

*Purpose: To avoid spreading of flu or other disease, have children wash hands well. Model lathering hands, rinsing and drying. N.B. Avoid use of alcohol sanitizer with young children. The alcohol is toxic (children have died from licking the sanitizer off their hands.)*

BE AWARE OF ANY FOOD ALLERGIES BEFORE YOU GIVE THE CHILDREN ANY FOOD TO EAT.
--

## Activity 2: Snack (9:35-9:45)

*Seat children around tables.*

*Supplies: graham crackers, small tube of frosting with a writing tip, napkins, cups and water*

Boys and girls, before we eat our snack, let's say a prayer.

Dear God, Dear God,

We love you. We love you.

Thank you for Jesus. Thank you for Jesus.

Help us help others. Help us help others.

Thank you, thank you, thank you. Thank you, thank you, thank you.

In Jesus' name. In Jesus' name.

Amen. Amen.

Today we are talking about helping others. Because of Jesus' love we can love and help others. I am going to draw a heart on your cracker to remind you to love like Jesus and help others.

Pass out a napkin, cup of water and half a graham cracker to each child. Draw a simple heart on each child's cracker.

Now go ahead and eat your cracker.

Let's practice the Take Home Point. I'll say it first and you repeat after me: \*Help others. Help others.

**Song:** to the tune of *Mary Had a Little Lamb*

*Capitalized letters indicate emphasis on that syllable when the rhyme is sung.*

JESUS ASKS us, "WILL you HELP?"

"WILL you HELP?" "WILL you HELP?"

JESUS ASKS us, "WILL you HELP?"

I CAN and SO can YOU.

### **Activity 3: Craft (9:45-9:55) *Remain around tables.***

*Supplies: copies of Appendix A, one per child  
washable markers or crayons  
one small bandage per child*

**Color your picture of the Good Samaritan helping the hurt man who was left on the road. When you are finished, I will give you a bandage to put on the “hurt man.”** Let children put the bandage anywhere on their picture.

**Let’s practice the Take Home Point. I’ll say it first and you repeat after me: \*Help others. Help others.**

**Song:** to the tune of *Mary Had a Little Lamb*  
*Capitalized letters indicate emphasis on that syllable when the rhyme is sung.*

**JESUS ASKS us, “WILL you HELP?”  
“WILL you HELP?” “WILL you HELP?”  
JESUS ASKS us, “WILL you HELP?”  
I CAN and SO can YOU.**

**Let’s pray now. Fold your hands and repeat after me.**

**Dear God, Dear God,  
We love you. We love you.  
Thank you for Jesus. Thank you for Jesus.  
Help us help others. Help us help others.  
Thank you, thank you, thank you. Thank you, thank you, thank you.  
In Jesus’ name. In Jesus’ name.  
Amen. Amen.**

### **Activity 4: Learning Game (9:55-10:05)**

*Supplies: children’s doctor kits  
wrapping bandages or strips of cloth or toilet paper for wrapping  
4” sections of masking tape to be bandages--optional  
Option: old white shirts to use for lab coats*

**Today we are going to take turns being the hurt man by the road and the man who stopped to help him.**

Divide the children into teams of two.

**One child will be the “hurt man” and the second person will be the Good Samaritan and will help him. Come to the table and get your**

**supplies to make the “hurt man” better. Help the “hurt man” get up when he is better.**

Assist the children as they pretend to doctor the “hurt man.” They can put bandages on their friend’s clothes or wrap their arms or legs with toilet paper. Supervise the children playing the hurt man and his rescuer. Make sure nothing is wrapped around child’s mouth, nose or neck.

If time is available, switch partners and let the other child “help others.”

**Let’s practice the Take Home Point. I’ll say it first and you repeat after me: \*Help others. Help others.**

**Song:** to the tune of *Mary Had a Little Lamb*  
*Capitalized letters indicate emphasis on that syllable when the rhyme is sung.*

**JESUS ASKS us, “WILL you HELP?”  
“WILL you HELP?” “WILL you HELP?”  
JESUS ASKS us, “WILL you HELP?”  
I CAN and SO can YOU.**

**Let’s pray now. Fold your hands and repeat after me:**

**Dear God, Dear God,  
We love you. We love you.  
Thank you for Jesus. Thank you for Jesus.  
Help us help others. Help us help others.  
Thank you, thank you, thank you. Thank you, thank you, thank you.  
In Jesus’ name. In Jesus’ name.  
Amen. Amen.**

## **Large Group Wrap-Up** (10:05-10:15)



### **Song-of-Month Review:**

Remind children that God is Holy and review the song (track #8 on the Our God from A to Z CD). If you have lots of time, you may want to review the A - F songs as well.

**My God, my Holy One, Your eyes are too pure to look on evil;  
You cannot tolerate wrong. Your ways, O God, are holy.**

**"Holy, holy, holy is the Lord God Almighty,  
Who was, and is, and is to come."**

**"Holy, holy, holy is the LORD Almighty; the whole earth is full  
the whole earth is full, the whole earth is full of his glory."**

## Lesson Review:

Presenter shows the craft and compliments the children for doing a wonderful job. He/she reviews the Take Home Point: **\*Help others.**

## Lesson Prayer:

Let's fold our hands and say a prayer. Repeat after me.

Dear God, Dear God,

We love you. We love you.

Thank you for Jesus. Thank you for Jesus.

Help us help others. Help us help others.

Thank you, thank you, thank you. Thank you, thank you, thank you.

In Jesus' name. In Jesus' name.

Amen. Amen.

## Lesson Song:

**Song:** to the tune of *Mary Had a Little Lamb*

*Capitalized letters indicate emphasis on that syllable when the rhyme is sung.*

JESUS ASKS us, "WILL you HELP?"

"WILL you HELP?" "WILL you HELP?"

JESUS ASKS us, "WILL you HELP?"

I CAN and SO can YOU.

## Dismiss:

- *Hand out God Talk at Home page.*
- *Check the pick-up tags which parents must present to pick up their child.*

## Tidy-Up:

- **Sweep** up all sand from around the sand table. (Broom and dustpan are in storage closet.) Close up the sand table, and wheel it into the storage closet.
- **Wipe** off tables.
- **Put away** any leftover snack into the mouse-proof containers.
- **Put away** puppet stage in storage closet.
- **Put away** craft supplies. Crayons, markers, glue sticks, scissors belong in cupboards above the counter. Ribbon, beads, tissue paper, etc. belong on the shelves in the craft room (The room off the library with the photocopier.)
- **Take** dirty cups (from snack) to kitchen and place in dishwasher rack.